

CHAPTER 3 Signs, Signals, and Pavement Markings – (10 Points)

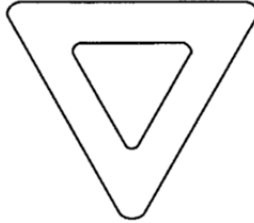
STUDY GUIDE FOR CHAPTER 3 LESSON 1

Regulatory and Warning Signs

A. Look at the shapes of the signs below. Under each sign, circle what kind of sign it is and explain what it means.



Regulatory or Warning
Meaning: _____



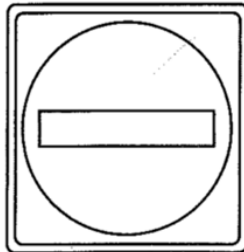
Regulatory or Warning
Meaning: _____




Regulatory or Warning
Meaning: _____



Regulatory or Warning
Meaning: _____



Regulatory or Warning
Meaning: _____



Regulatory or Warning
Meaning: _____

B. Find Out More. Look at your NJ MVC Manual (Chapters 4, 5, 8 and Appendix).

1. An _____ shape sign means stop.
2. A _____ shaped sign is a yield sign.
3. Unless a no-turn on red sign is posted, NJ law allows a right turn on red after a motorist makes a _____ and _____.
4. The speed limit in a school zone, unless otherwise posted, is _____ mph.
5. A railroad crossing sign is a _____ and _____ circle.
6. A _____ shaped sign is a construction or warning sign.
7. Motorists are subject to _____ fines for any motor vehicle violations committed on a Safe Corridor and/or on a construction or _____ area.
8. Failure to stop for pedestrians in a crosswalk, carries a fine of up to \$_____, up to _____ days in jail, _____ months suspension, _____ points and community service.

Chapter 3 Lesson 2
Guide and International Signs

A. Write the letter of the statement that defines each sign below.

A = Route Marker

B = Destination Sign

C = International Sign

D = Recreational Area Sign

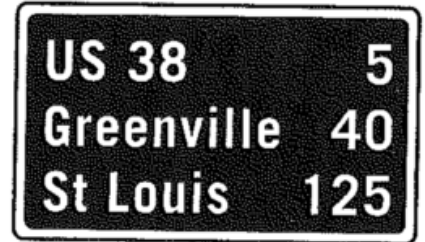
E = Roadside Services



1. _____




2. _____



3. _____



4. _____



5. _____



6. _____



7. _____



8. _____



9. _____

B. In the next few days, look at the road signs in your area.

What international signs, if any, exist where you live?

Where are they located?

**STUDY GUIDE FOR CHAPTER 3 LESSON 3
Pavement Markings**

A. Select the phrase that best completes each sentence below. Write the letter of the answer you have chosen to the left of each question.

1. Yellow lines separate traffic going
 - a. in opposite directions.
 - b. in the same direction.
 - c. off an exit ramp.
 - d. around a curve.

2. A solid yellow line to your left on the road means that you are in or at
 - a. a railroad crossing.
 - b. a no-passing zone.
 - c. a one-way street.
 - d. an intersection.

3. White lines parallel to the roadway
 - a. separate traffic going in opposite directions.
 - b. separate traffic going in the same direction.
 - c. separate parking spaces.
 - d. separate traffic around curves.

4. On divided highways, a single solid yellow line
 - a. marks the right edge of the roadway.
 - b. means that you may not pass.
 - c. marks the left edge of the roadway.
 - d. means none of the above.

B. In the space below, three passing situations are described. In the space above the descriptions, draw in the roadway markings that would show the passing situation. With arrows, indicate the direction in which your vehicle is moving.

Do not pass in either direction.	Pass only in your direction.	Legal only for oncoming vehicles to pass.

C. FIND OUT MORE. Look at your NJ MVC Manual (Chapters 4, 5, 8 and Appendix).

1. Find an example at North Hunterdon that has diagonal zebra lines on the pavement. Where did you find these markings?
2. What do the lines mean?

STUDY GUIDE FOR CHAPTER 3 LESSON 4
Traffic-Control Devices

A. Look at the following lane-use lights. Describe what they mean in the space below.




Red X



Green arrow



Yellow X



Flashing yellow X

Red X _____

Green arrow _____

Yellow X _____

Flashing yellow X _____

B. Describe the actions that you should take if you encounter the following traffic signals.

1. At a flashing signal you should either _____ or _____

2. A flashing red signal _____

3. At a flashing yellow signal you should _____

4. If a police officer is directing traffic at a signal you should _____

C. FIND OUT MORE. Look at your NJ MVC Manual (Chapters 4, 5, 8 and Appendix).

1. The order of colors on a traffic light hung vertically is _____, _____, _____.

2. On a two-lane road, not near a school, when a school bus is stopped and its red lights are flashing, you must _____.